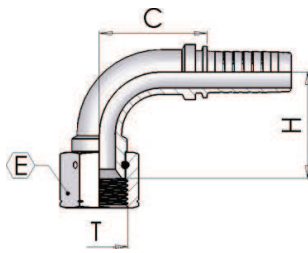
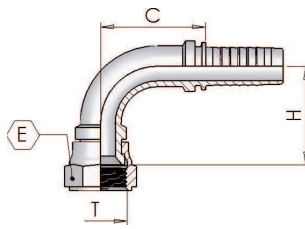


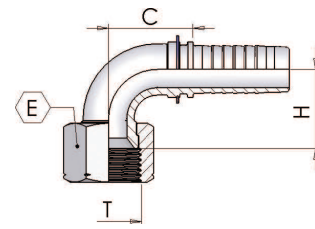
0950



0951



0952



JIC 90° Swept Elbow 74° cone

Product number	hose I.D.		Dimension				
	in	mm	dash size	T	E	H	C
0951-03-04	3/16	4.8	03	7/16-20	15	22	22
0951-03-05	3/16	4.8	03	1/2-20	17	22	22
0951-04-04	1/4	6.4	04	7/16-20	15	22	22
0952-04-05	1/4	6.4	04	1/2-20	17	21	27
0952-04-06	1/4	6.4	04	9/16-18	19	21	26
0951-05-05	5/16	7.9	05	1/2-20	17	30	29
0951-05-06	5/16	7.9	05	9/16-18	19	31	29
0951-06-05	3/8	9.5	06	1/2-20	17	33	30
0951-06-06	3/8	9.5	06	9/16-18	19	32	31
0951-06-07	3/8	9.5	06	5/8-18	22	32	33
0952-06-08	3/8	9.5	06	3/4-16	22	34	41
0951-06-10	3/8	9.5	06	7/8-14	27	36	33
0951-08-08	1/2	12.7	08	3/4-16	24	41	41
0952-08-10	1/2	12.7	08	7/8-14	27	34	41
0951-08-12	1/2	12.7	08	1.1/16-12	32	43	42
0951-10-10	5/8	15.9	10	7/8-14	27	44	43
0951-12-10	3/4	19	12	7/8-14	27	53	56
0952-10-12	5/8	15.9	10	1.1/16-12	32	37	47
0952-12-12	3/4	19	12	1.1/16-12	32	45	58
0951-12-14	3/4	19	12	1.3/16-12	36	53	56
0951-12-16	3/4	19	12	1.5/16-12	38	55	60
0951-16-12	1	25.4	16	1.1/16-12	38	55	60
0951-16-16	1	25.4	16	1.5/16-12	32	63	70
0950-20-20	1.1/4	31.8	20	1.5/8-12	50	85	82
0950-24-24	1.1/2	38.1	24	1.7/8-12	55	97	104
0950-32-32	2	50.8	32	2.1/2-12	70	134	124