

STR & MPA - MPM series

Flow rate up to 1000 l/min



STR & MPA-MPM GENERAL INFORMATION

Description

Technical data

Suction filters

Flow rate up to 1000 l/min

STR

STR is a range of suction strainers for protection of the downstream pump against the coarse contamination.

They are placed below the oil level directly connected to the suction line of the pump.

Available features:

- Female threaded connections up to 3", for a maximum flow rate of 875 l/min
- Bypass valve, to relieve excessive pressure drop across the filter media

Common application:

- Mobile machines (Construction and Agriculture machines)
- Industrial equipment

MPA - MPM

MPA and MPM are ranges of suction strainers for protection of the downstream pump against the coarse contamination.

They are placed below the minimum oil level, directly connected to the suction line of the pump.

The robust design allows the use of these filters in any heavy duty application.

Available features:

- Female threaded connections up to 3", for a maximum flow rate of 875 l/min
- Magnetic filter (MPM), to hold the ferrous particles

Common application:

Industrial equipment

STR materials

- 1 - Connection: Polyamide, GF reinforced
- 2 - Core tube: Tinned Steel
- 3 - Wire mesh
- 4 - End cap: Polyamide, GF reinforced
- 5 - Bypass valve: Polyamide, GF reinforced - Steel

MPA - MPM materials

- 1 - Connection: Aluminium
- 2 - Magnetic filter
- 3 - Tie rod: Galvanized Steel
- 4 - End cap: Galvanized Steel
- 5 - Core tube: Galvanized Steel
- 6 - Filter media: Wire mesh
- 7 - Bottom: Galvanized Steel
- 8 - Washer: Galvanized Steel
- 9 - Self-locking nut: Galvanized Steel - Nylon

Bypass valve

Opening pressure 30 kPa (0.3 bar)

Elements

Fluid flow through the filter element from OUT to IN.




Temperature

From -25 °C to +110 °C

Weights [kg]

Filter series	
STR	see page 35
MPA - MPM	see page 37



Filter series	Thread	l/min
STR & MPA - MPM	3/8"	19
	1/2"	28
	3/4"	67
	1"	126
	1 1/4"	167
	1 1/2"	258
	2"	480
	2 1/2"	854
	3"	995

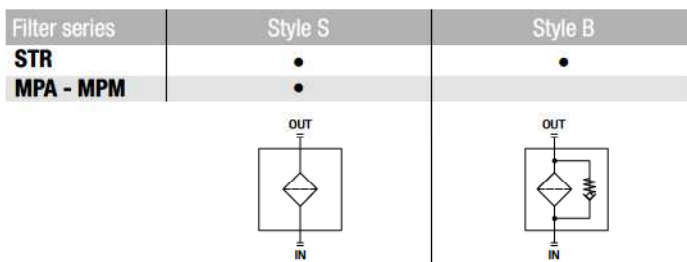
Maximum flow rate for a complete suction filter with a pressure drop $\Delta p = 0.08$ bar.

The reference fluid has a kinematic viscosity of 30 mm²/s (cSt) and a density of 0.86 kg/dm³.

For different pressure drop or fluid viscosity we recommend to use our selection software available on www.mpfiltri.com.

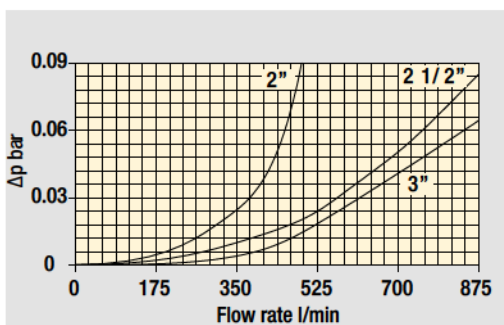
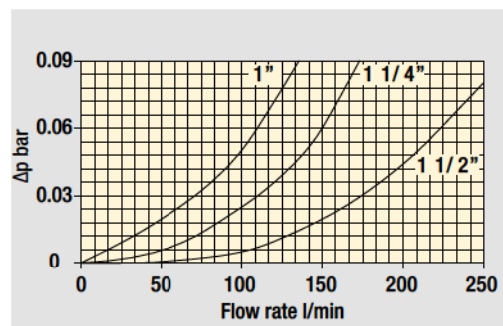
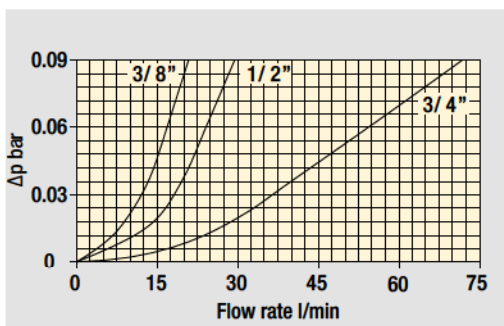
You can also calculate the right size using the formulas present on the FILTER SIZING paragraph at the beginning of the full catalogue or at the beginning of the filter family brochure. Please, contact our Sales Department for further additional information.

Hydraulic symbols



Pressure drop

Filters pressure drop Δp
in function of connection type



The curves are plotted using mineral oil with density of 0.86 kg/dm³ in compliance with ISO 3968. Δp varies proportionally with density.

COMPLETE FILTER

Element series and size

STR045
STR050
STR065
STR070
STR086
STR100
STR140
STR150

Configuration example 1: STR045 1 B G1 M60 P01

Configuration example 2: STR100 4 S G2 M250 P01

Connection type

	STR045	STR050	STR065	STR070	STR086	STR100	STR140	STR150
1	3/8"	3/8"	1/2"	1/2"	1 1/2"	1 1/4"	1 1/2"	2"
2	1/2"	1/2"	3/4"	3/4"	2"	1 1/4"	2"	2 1/2"
3	-	-	3/4"	3/4"	1 1/2"	1 1/2"	2"	3"
4	-	-	1"	1"	2"	2"	2 1/2"	-
5	-	-	-	-	1 1/2"	1 1/2"	3"	-
6	-	-	-	1/2"	2"	-	3"	-

Valves

S	Without bypass
B	With bypass 0.3 bar

Thread type

G1	Thread GAS
G2	Thread NPT

Filtration rating (filter media)

M25	Wire mesh	25 µm
M60	Wire mesh	60 µm
M90	Wire mesh	90 µm
M250	Wire mesh	250 µm

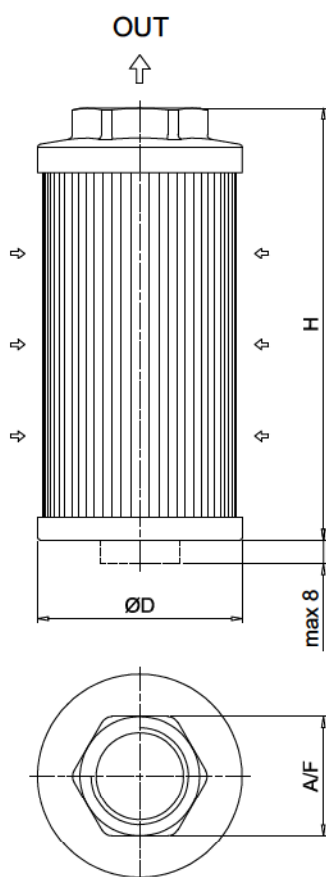
OTHER INFORMATION

Conditions of packaging

Filter size	Pcs. per box
045	12
050	12
065	6
070	6
086	6
100	6
140	1
150	1

Execution

P01	MP Filtri standard
Pxx	Customized



STR						
Filter size	Connection type	Thread	ØD [mm]	H [mm]	A / F [mm]	Weight [kg]
045	1	3/8"	46	105	30	0.15
	2	1/2"	46	105	30	0.19
050	1	3/8"	52	79	30	0.11
	2	1/2"	52	79	30	0.11
065	1	1/2"	65	110	41	0.19
	2	3/4"	65	110	41	0.22
	3	3/4"	65	144	41	0.24
	4	1"	65	144	41	0.22
070	1	1/2"	70	95	41	0.18
	2	3/4"	70	95	41	0.17
	3	3/4"	70	141	41	0.23
	4	1"	70	141	41	0.22
	6	1/2"	70	141	41	0.24
086	1	1 1/2"	86	143	69	0.33
	2	2"	86	143	69	0.30
	3	1 1/2"	86	201	69	0.43
	4	2"	86	201	69	0.40
	5	1 1/2"	86	261	69	0.53
	6	2"	86	261	69	0.50
100	1	1 1/4"	99	137	69	0.47
	2	1 1/4"	99	227	69	0.58
	3	1 1/2"	99	227	69	0.55
	4	2"	99	227	69	0.51
	5	1 1/2"	99	137	69	0.43
140	1	1 1/2"	130	160	69	0.70
	2	2"	130	160	69	0.68
	3	2"	130	262	69	0.94
	4	2 1/2"	130	272	101	1.10
	5	3"	130	272	101	1.00
	6	3"	130	330	101	1.17
150	1	2"	150	150	70	0.34
	2	2 1/2"	150	212	90	0.37
	3	3"	150	272	100	0.40